

KEY FACTS Latest Available Data

3m
People in Rural Poverty

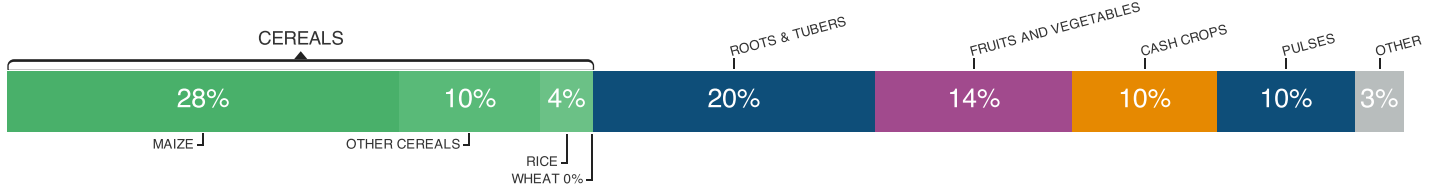
\$833
GDP per capita

53%
Share of Population Undernourished

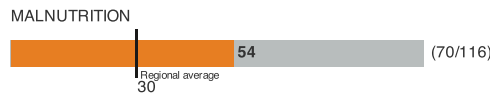
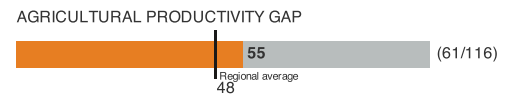
96%
Family Farm Share of Cropland

1 tons/ha
Cereal Yield, 3-year average

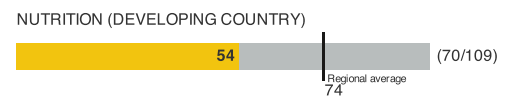
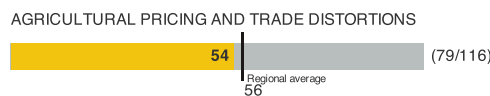
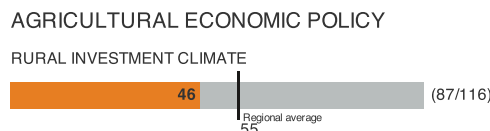
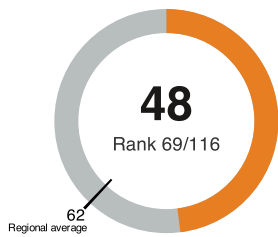
No data
Share of Agriculture in GDP



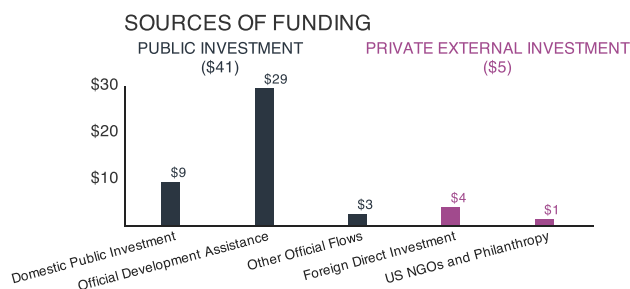
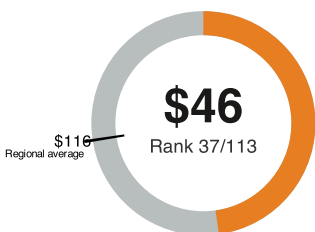
HOW GREAT ARE THE NEEDS IN HAITI? FNS Needs Index Scores



HOW STRONG IS THE FNS POLICY ENVIRONMENT? FNS Policies Index Scores



HOW MUCH IS PUBLICLY INVESTED IN FNS AID? FNS Resources per rural capita



KEY DEVELOPMENT PARTNERS

COUNTRY	TOTAL (\$)	SHARE OF EXTERNAL (ODA-OOF)
IDB SPECIAL	21M	14%
USA	57M	38%
CANADA	20M	13%
NORWAY	11M	7%
JAPAN	7M	5%