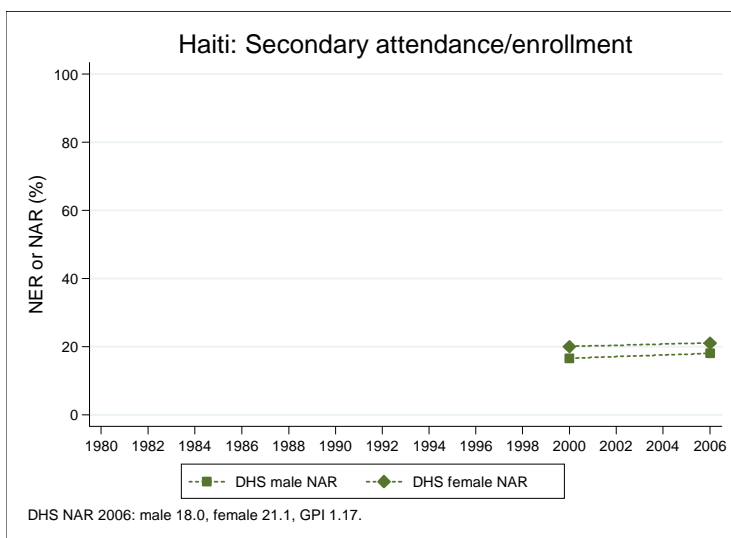
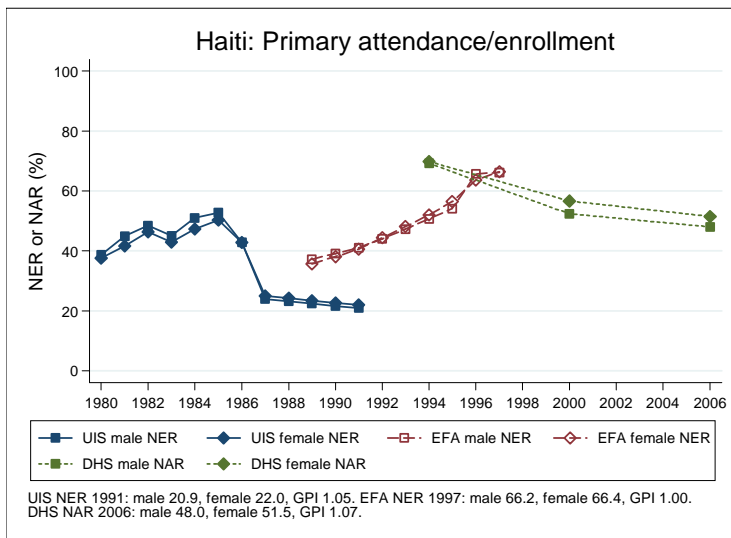
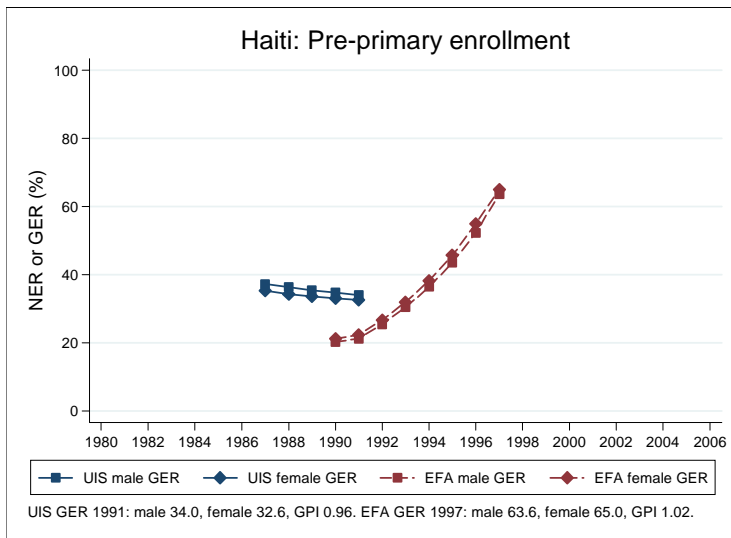
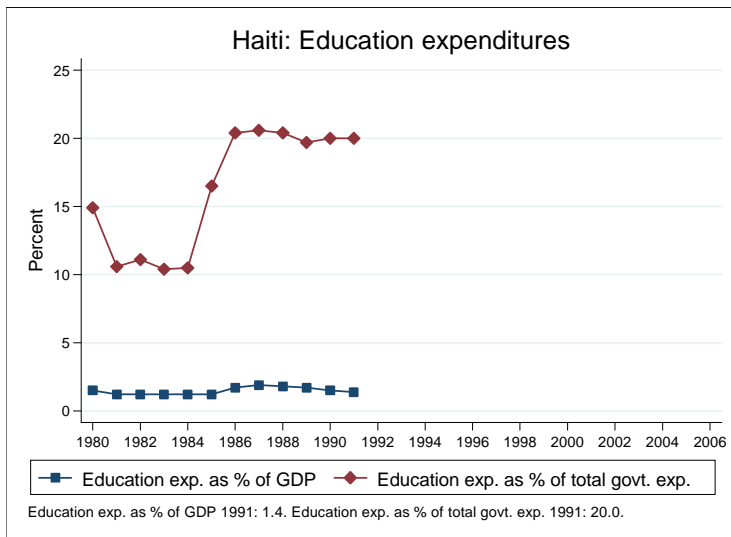
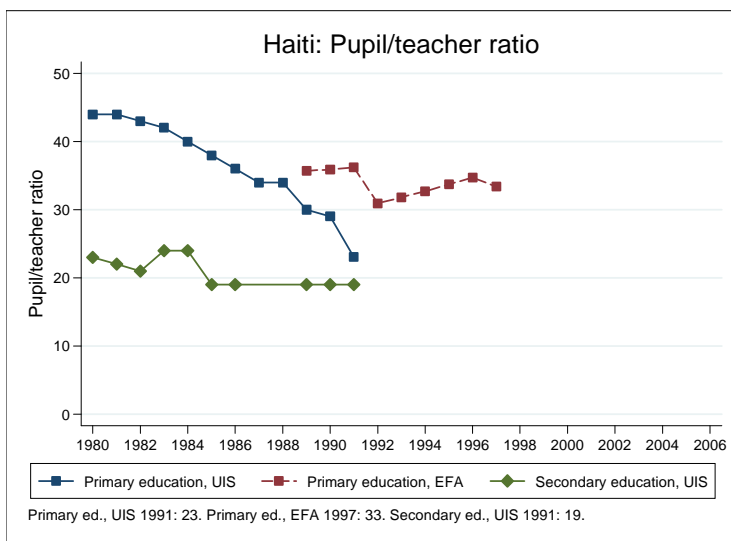
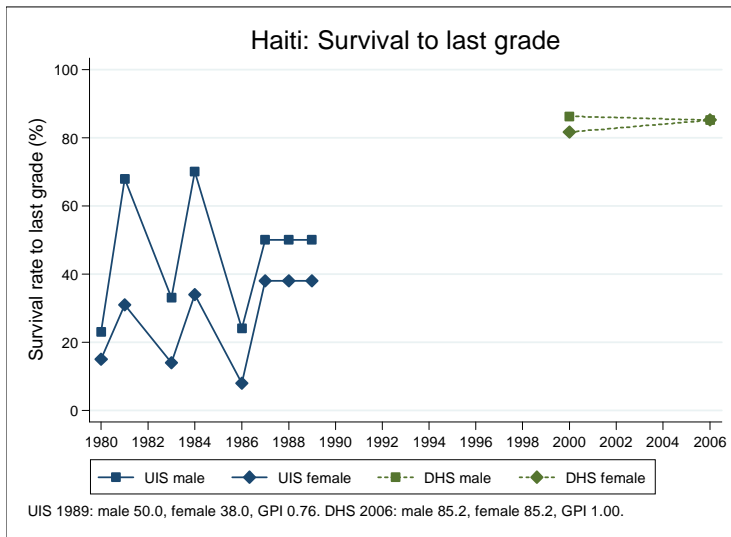


## Education statistics: Haiti

UNICEF, Division of Policy and Practice, Statistics and Monitoring Section, www.childinfo.org, May 2008





## Administrative data: UNESCO Institute for Statistics

### Haiti

<b>Population (1,000)</b>	<b>Total</b>	<b>Male</b>	<b>Female</b>
Preschool age, 2006	732	371	361
Primary school age, 2006	1389	708	681
Secondary school age, 2006	1512	768	744
Total population, all ages, 2007	9598	4751	4847
<b>Official school age (years)</b>	<b>Entrance age</b>	<b>Graduation age</b>	<b>Duration</b>
Preschool, 2005	3	5	3
Primary school, 2005	6	11	6
Secondary school, 2005	12	18	7
Compulsory education, 2005	6	11	6
<b>Net enrolment ratio (%)</b>	<b>Total</b>	<b>Male</b>	<b>Female</b>
Preschool NER			
Primary school NER, 1991	21.5	20.9	22.0
Secondary school NER			
<b>Gross enrolment ratio (%)</b>	<b>Total</b>	<b>Male</b>	<b>Female</b>
Preschool GER, 1991	33.3	34.0	32.6
Primary school GER, 1991	46.4	47.5	45.2
Secondary school GER, 1991	20.8	21.4	20.2
<b>Entrance and transition (%)</b>	<b>Total</b>	<b>Male</b>	<b>Female</b>
Primary net intake rate			
Primary gross intake rate, 1991	57.2	58.1	56.3
Primary entrants with ECCE			
Transition rate primary-secondary			
<b>Repetition and completion</b>	<b>Total</b>	<b>Male</b>	<b>Female</b>
Primary repetition rate (%), 1991	12.7	12.7	12.6
Secondary repetition rate (%)			
Survival rate to grade 5 (%)			
Survival rate to last primary grade (%)			
Primary completion rate (%), 1991	27.4	28.6	26.1
School life expectancy (years)			
<b>Teaching staff</b>	<b>Pupil/teacher ratio</b>	<b>% trained teachers</b>	<b>% female teachers</b>
Preschool			
Primary school, 1991	23.1		44.7
Secondary school, 1991	19.0		
<b>Public expenditure per student as % of GDP per capita</b>			
Primary school, 1991	9.1		
Secondary school			
<b>Total public expenditure on education</b>			
As % of GDP, 1991	1.4		
As % of total government expenditure, 1991	20.0		

*Data sources:*

*Population:* United Nations Population Division, *World Population Prospects: The 2006 Revision*, March 2007.

*Education:* UNESCO Institute for Statistics, Data Centre, <http://stats.uis.unesco.org/unesco/ReportFolders/ReportFolders.aspx>, January 2008.

Survey data: Haiti 2005-06 DHS

**Haiti**

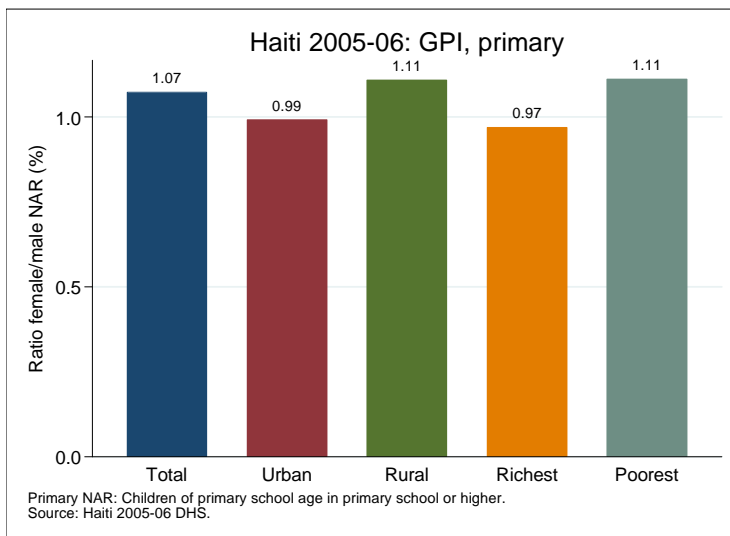
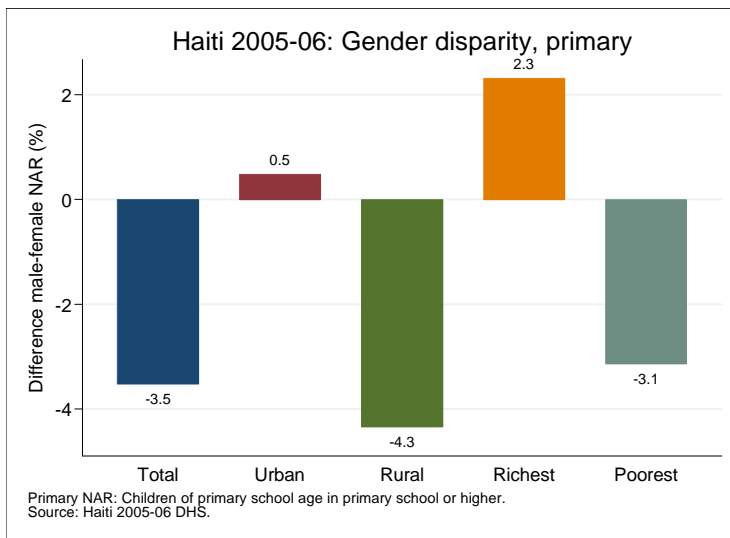
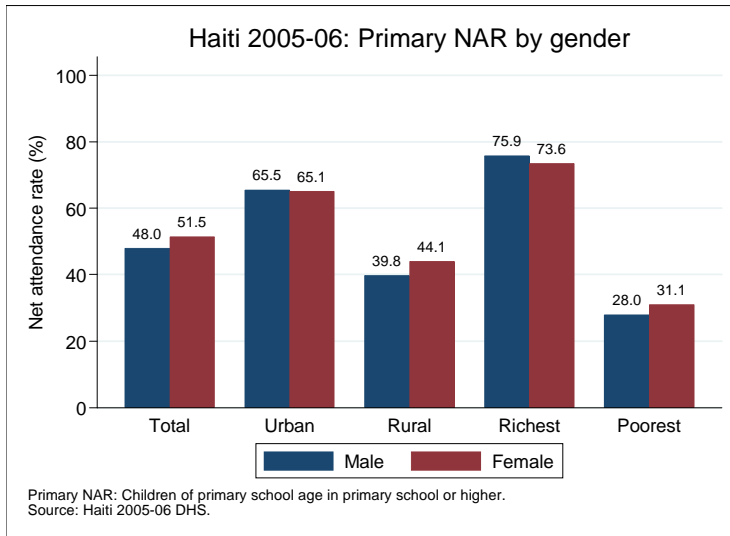
<b>Net attendance rate (%)</b>	<b>Total</b>	<b>Male</b>	<b>Female</b>	<b>Urban</b>	<b>Rural</b>	<b>Richest</b>	<b>Poorest</b>
Primary school NAR	49.7	48.0	51.5	65.3	41.9	74.7	29.5
Secondary school NAR	19.6	18.0	21.1	34.0	9.8	43.3	2.5
<b>Gross attendance rate (%)</b>	<b>Total</b>	<b>Male</b>	<b>Female</b>	<b>Urban</b>	<b>Rural</b>	<b>Richest</b>	<b>Poorest</b>
Primary school GAR	123.5	122.2	124.9	142.6	113.9	158.8	86.4
Secondary school GAR	41.1	42.3	40.0	68.1	22.8	86.3	5.7
<b>Primary age in school (%)</b>	<b>Total</b>	<b>Male</b>	<b>Female</b>	<b>Urban</b>	<b>Rural</b>	<b>Richest</b>	<b>Poorest</b>
Primary school	49.6	47.9	51.4	65.1	41.8	74.5	29.5
Secondary school	0.1	0.1	0.1	0.2	0.0	0.2	0.0
Preschool	31.1	31.5	30.7	25.4	34.0	21.4	34.4
Non-formal education							
<b>Secondary age in school (%)</b>	<b>Total</b>	<b>Male</b>	<b>Female</b>	<b>Urban</b>	<b>Rural</b>	<b>Richest</b>	<b>Poorest</b>
Secondary school	19.6	18.0	21.1	34.0	9.8	43.3	2.5
Higher education	0.0	0.0	0.0	0.0	0.0	0.0	0.0
Primary school	61.1	63.4	58.9	53.3	66.4	47.7	62.7
Preschool	3.2	3.5	2.8	1.0	4.6	0.7	7.8
Non-formal education							
<b>Entrance and transition (%)</b>	<b>Total</b>	<b>Male</b>	<b>Female</b>	<b>Urban</b>	<b>Rural</b>	<b>Richest</b>	<b>Poorest</b>
Primary net intake rate	8.8	8.9	8.7	15.7	5.2	17.2	3.7
Primary gross intake rate	159.6	160.0	159.1	152.6	163.3	166.5	143.1
Primary entrants with ECCE	92.5	93.4	91.7	93.0	92.3	91.9	88.7
Transition rate prim.-sec.	89.4	91.2	87.6	91.6	86.3	91.3	81.9
<b>Repetition and completion (%)</b>	<b>Total</b>	<b>Male</b>	<b>Female</b>	<b>Urban</b>	<b>Rural</b>	<b>Richest</b>	<b>Poorest</b>
Primary repetition rate	6.9	7.5	6.2	5.5	7.9	3.7	8.7
Primary dropout rate	3.1	2.9	3.4	2.5	3.6	1.2	4.3
Secondary repetition rate	3.8	3.2	4.5	3.5	4.5	2.8	3.7
Secondary dropout rate	4.9	5.2	4.5	4.1	6.6	3.0	1.7
Survival rate to grade 5	89.4	88.9	90.0	91.9	87.9	96.5	83.8
Survival rate to last prim. grade	85.1	85.2	85.2	89.0	81.9	95.6	76.0

Primary school NAR: children of primary school age in primary school or higher.

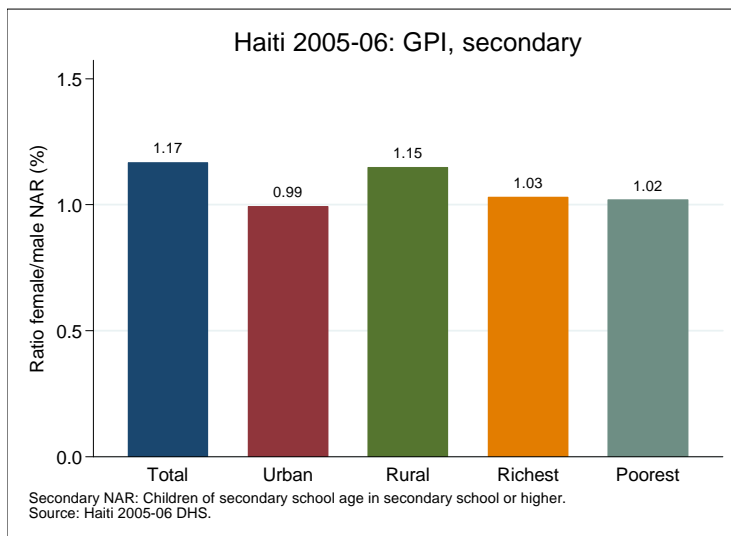
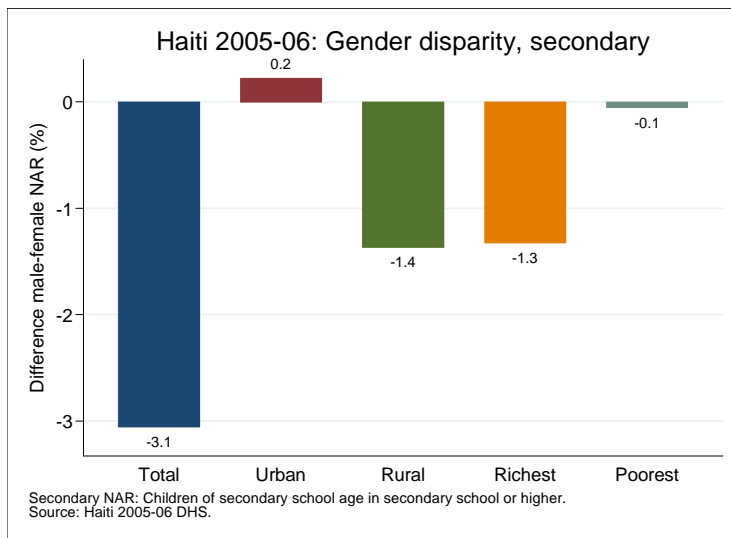
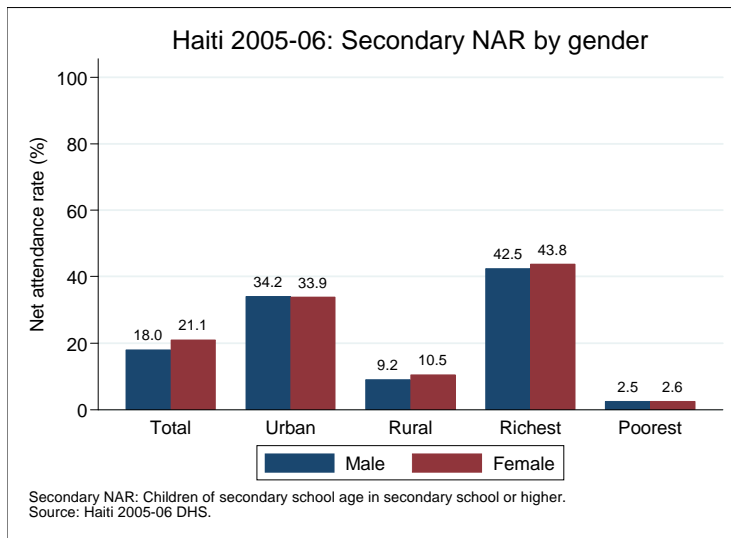
Secondary school NAR: children of secondary school age in secondary school or higher.

Data source: Haiti 2005-06 DHS.

## Gender disparity in primary school (survey data)



## Gender disparity in secondary school (survey data)



## Projections to 2015

